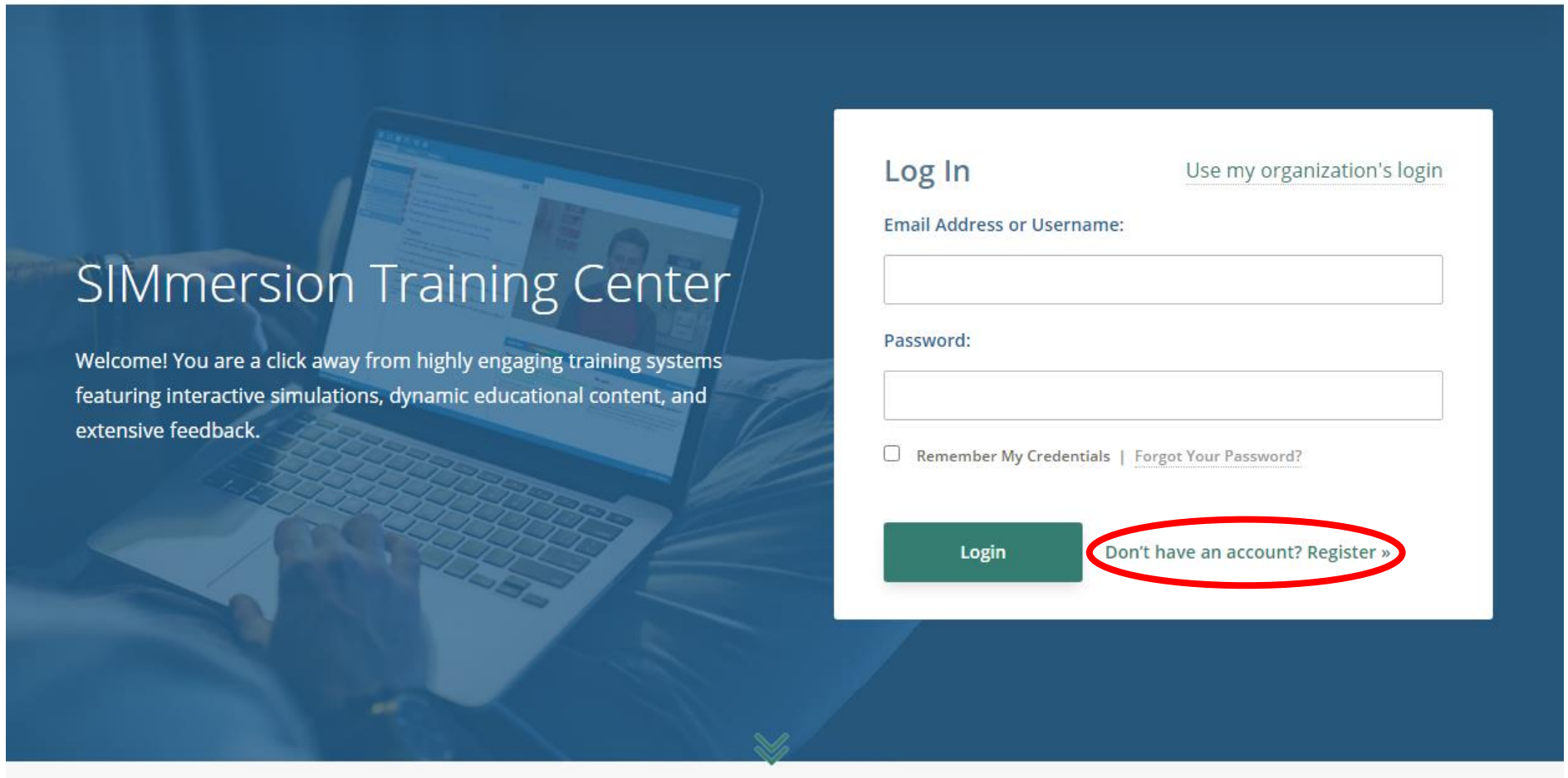
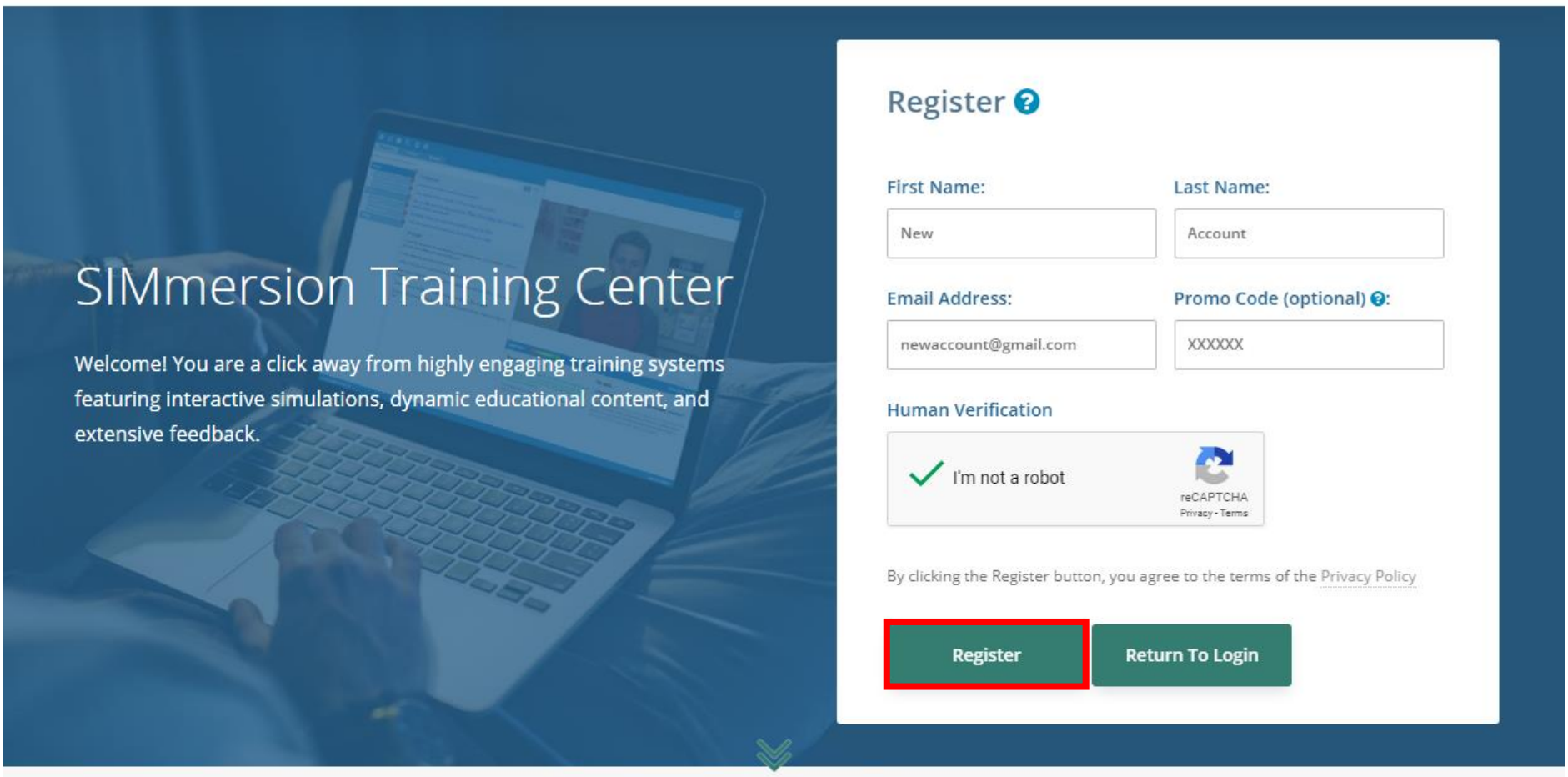


Steps to Create an Account and Redeem Promotional Codes on Training Center

1. Visit training.simmersion.com to register for an account. Click the option to register for an account.



2. Enter in all applicable information, including the promo code. Be sure to check the captcha code for security. Click *Register* when finished.




SIMmersion Training Center


Welcome! You are a click away from highly engaging training systems featuring interactive simulations, dynamic educational content, and extensive feedback.

Register

First Name: Last Name:

Email Address: Promo Code (optional) :

Human Verification

I'm not a robot  [reCAPTCHA Privacy - Terms](#)

By clicking the Register button, you agree to the terms of the [Privacy Policy](#)

Register **Return To Login**

- Next, a dialogue box will open noting the successful account creation. A verification email will be sent to the email address you provided during registration. Please log into your email and locate the verification email.

Account created successfully. You will receive a verification email in your inbox at the email address you provided.

OK

SIMmersion Training Center

Welcome! You are a click away from highly engaging training systems featuring interactive simulations, dynamic educational content, and extensive feedback.

Log In [Use my organization's login](#)

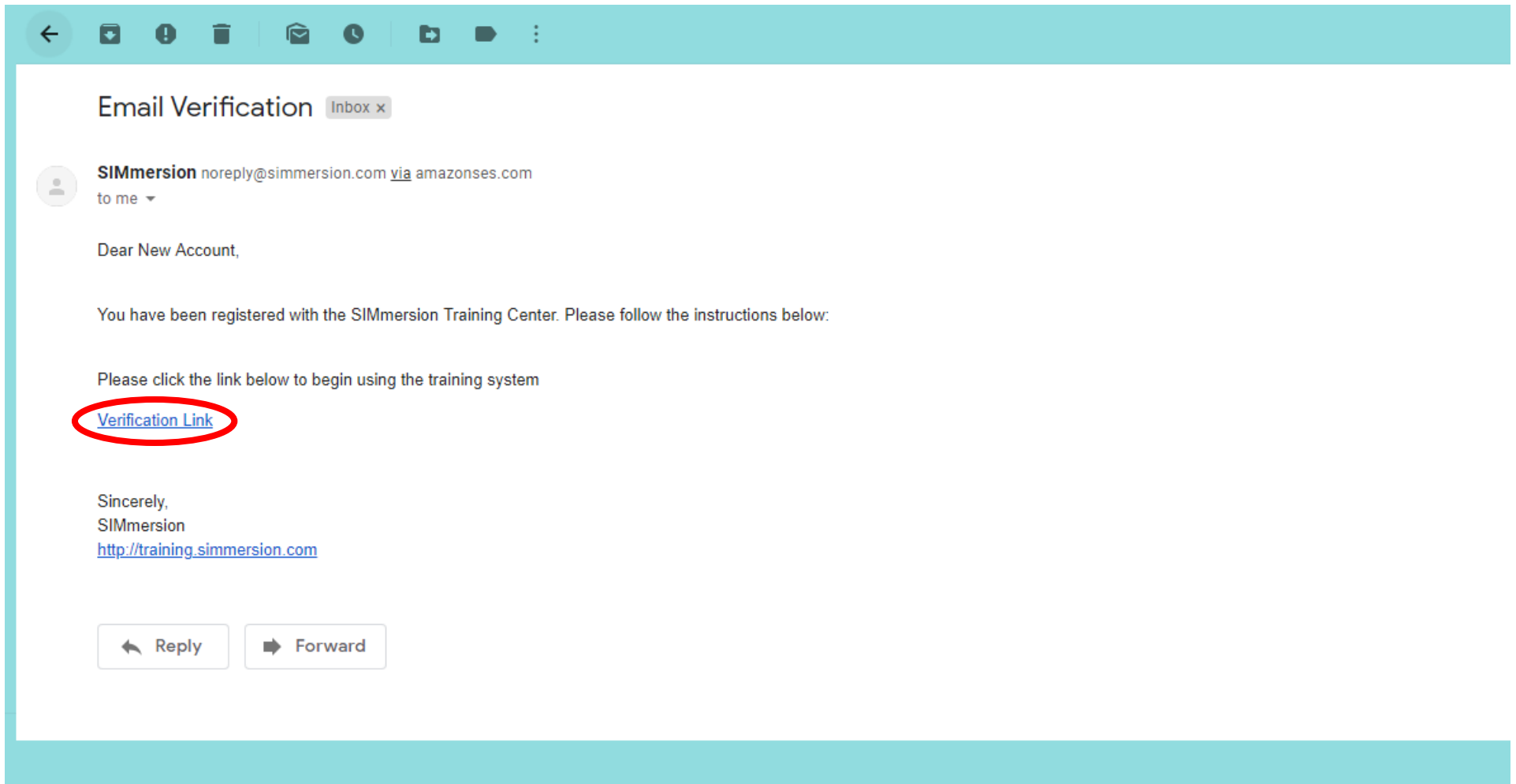
Email Address or Username:

Password:

Remember My Credentials | [Forgot Your Password?](#)

Login [Don't have an account? Register »](#)

- The email will come from a noreply@simmersion.com address. Occasionally, this email gets stuck in Junk or Spam. Please search for the address if you cannot find it. Once you have located the email, please click the blue *Verification Link* inside the email. Clicking the link will bring you to a new page where you can create a password.



5. Next, follow the instructions to select a password. Your password must be at least 11 characters and is case-sensitive. Click *Verify Account* when finished.

Register

The final step to setting up your account is choosing a password. The password must be 11 characters minimum. By choosing a password and finishing the account registration process you agree to receive periodic emails from us in regard to your account and SIMmersion products. SIMmersion does not sell your information to third parties.

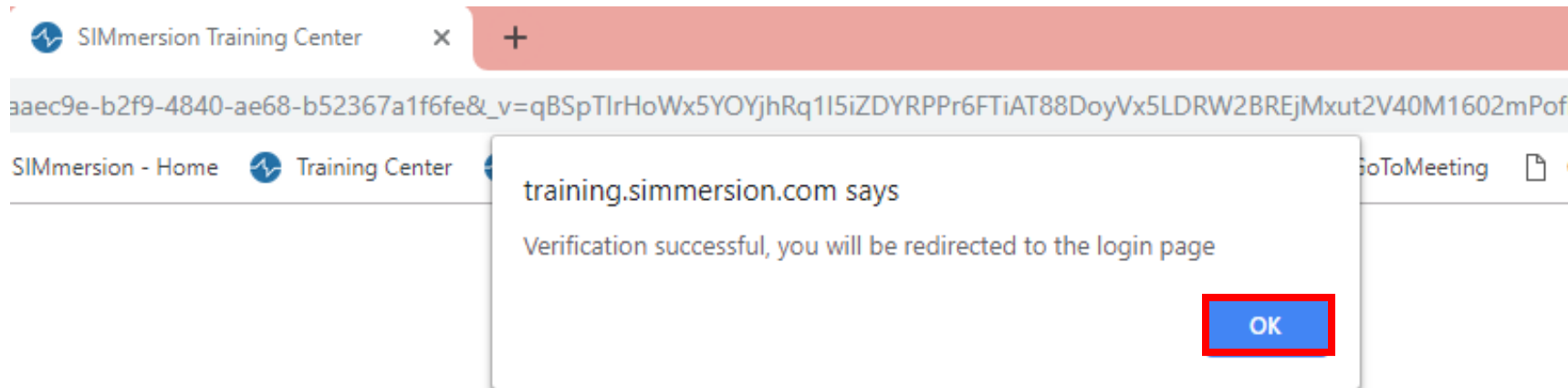
Choose Password

Password

Re-type Password

Verify Account

6. A dialogue box will open noting the successful account verification. Click *OK* to continue.



- Next, you will be brought back to the Training Center login screen. Please log in with your credentials. After login, you will be brought to your *My Products* dashboard and you should see your newly added product(s). Click *Launch* to begin!



Quick Launch:

Brief Motivational Intervention with Gabe Turner

Launch Resume

Job Interview Training with Molly Porter

Launch Resume

Job Interview Training: Transition-Age Youth with Rita Muniz and Travis Bishop

Launch Resume